

TRIAxIAL CONNECTORS FOR BROADCASTING EUROPEAN STANDARD 4E SERIES



4E Series (75 Ω) for TV camera applications

Designed for harsh environments, the 4E Series connector guarantees a protection index of IP66. The 4E Series has blind mating possibility.

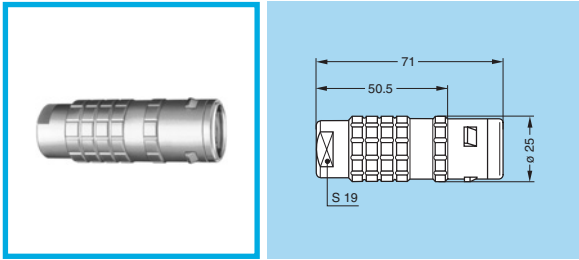
The rugged metallic outer shell provides superior protection against rough working conditions as well as outstanding EMC protection.

Technical Characteristics

Characteristics	Triax	Standard
Impedance	75 Ω	–
Operating frequency	1.2 GHz	–
VSWR (f= GHz)	1.01 + 0.14 f	IEC 60169-1-1
Contact resistance	< 3 m Ω	IEC 60512-2
Contact resistance internal screen	< 1 m Ω	–
Watertightness (mated connectors)	IP66	IEC 60529
Test voltage	1.5 kV AC	IEC 60512-2

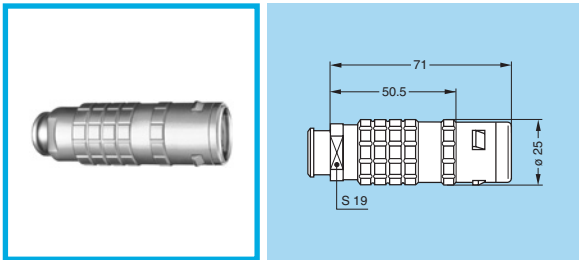
Recommended cables

Reference	Basic coaxial cable	Cable groupe
Belden 8232A	RG.59/U	3
Belden 8233A	RG.11/U	7
Belden 9192-9232	RG.11/U	9
Belden 9267	RG.59/U	4
Dätwyler HF-2426	RG.59/U	3
NEK 63990		6
NEK 23860		4
NOKIA Triax 8		4
NOKIA Triax 11		6
NOKIA Triax 14		0



FFA Straight plug with cable collet

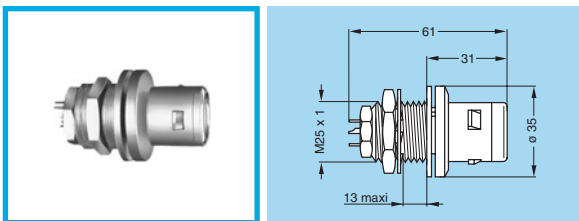
Part Number	Cable groupe	Cable ø	
		Max	Min
FFA.4E.675.CTAC80	3	8.0	7.6
FFA.4E.675.CTAC85	4	8.5	8.1
FFA.4E.675.CTAC90	4	9.0	8.6
FFA.4E.675.CTAC11	6	12.0	10.6
FFA.4E.675.CTAC13	9	13.5	12.9
FFA.4E.675.CTAC15	0	15.0	14.1



FFA Straight plug, cable collet and nut for fitting a bend relief

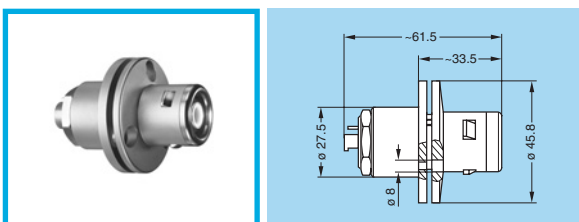
Part Number	Cable groupe	Cable ø	
		Max	Min
FFA.4E.675.CTAC80Z	3	8.0	7.6
FFA.4E.675.CTAC85Z	4	8.5	8.1
FFA.4E.675.CTAC90Z	4	9.0	8.6
FFA.4E.675.CTAC11Z	6	12.0	10.6
FFA.4E.675.CTAC13Z	9	13.5	12.9
FFA.4E.675.CTAC15Z	0	15.0	14.1

Note: The bend relief must be ordered separately.



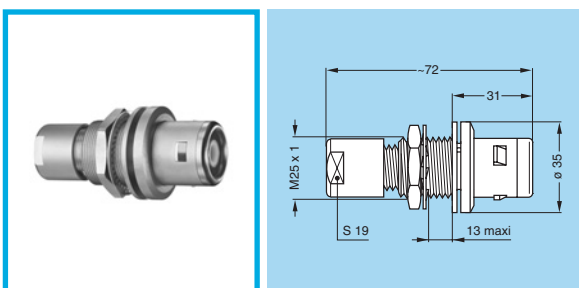
FBE Fixed plug with round flange and tag, nut fixing

Part Number	Weight (g)
FBE.4E.675.CTA	230



FBD Fixed plug with round flange, screw fixing

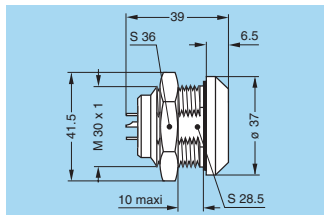
Part Number	Weight (g)
FBD.4E.675.CTA	230



FBH Fixed plug with round flange, nut fixing, with cable collet

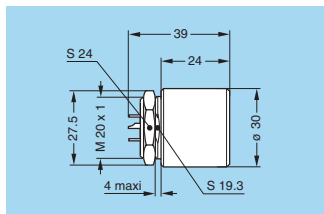
Part Number	Cable groupe	Cable ø	
		Max	Min
FBH.4E.675.CTAC80	3	8.0	7.6
FBH.4E.675.CTAC90	4	9.0	8.6
FBH.4E.675.CTAC11	6	12.0	10.6
FBH.4E.675.CTAC13	9	13.5	12.9
FBH.4E.675.CTAC15	0	15.0	14.1

Note: all dimensions are in millimetres.



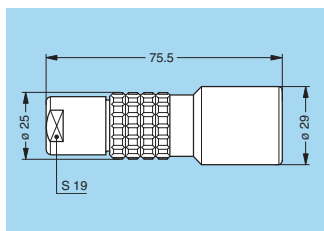
ERN Fixed socket with tag, nut fixing and visible shell

Part Number	Weight (g)
ERN.4E.675.CTL	100



EHN Fixed socket, nut fixing and visible shell

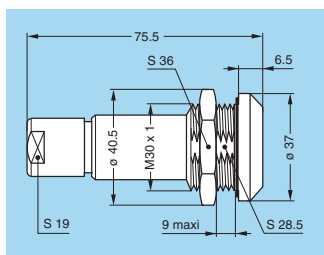

Part Number	Weight (g)
EHN.4E.675.CTL	80



PCA Free socket with cable collet

Part Number	Cable groupe	Cable ø	
		Max	Min
PCA.4E.675.CTLC80	3	8.0	7.6
PCA.4E.675.CTLC90	4	9.0	8.6
PCA.4E.675.CTLC11	6	12.0	10.6
PCA.4E.675.CTLC12	7	12.8	12.1
PCA.4E.675.CTLC13	9	13.5	12.9
PCA.4E.675.CTLC15	0	15.0	14.1

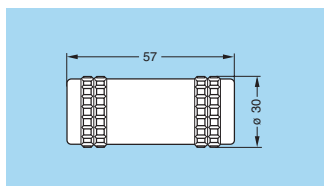
Note: This model is also available with a nut for fitting a bend relief, add a «Z» at the end of the part number. The bend relief must be ordered separately.



PSA Fixed socket with cable collet, nut fixing

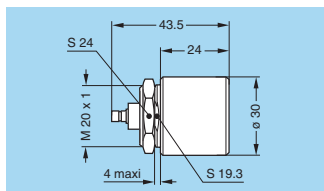
Part Number	Cable groupe	Cable ø	
		Max	Min
PSA.4E.675.CTLC80	3	8.0	7.6
PSA.4E.675.CTLC90	4	9.0	8.6
PSA.4E.675.CTLC11	6	12.0	10.6
PSA.4E.675.CTLC12	7	12.8	12.1
PSA.4E.675.CTLC13	9	13.5	12.9
PSA.4E.675.CTLC15	0	15.0	14.1

Note: This model is also available with a nut for fitting a bend relief, add a «Z» at the end of the part number. The bend relief must be ordered separately.



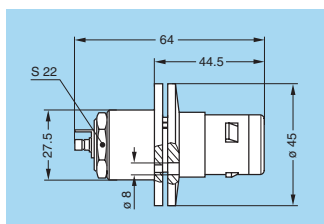
RMA Free coupler

Part Number	Weight (g)
RMA.4E.675.CTM	150



AZA Adapter, nut fixing, consisting of a LEMO socket and a triax SMZ socket


Part Number	Weight (g)
AZA.4E.675.CTL	83



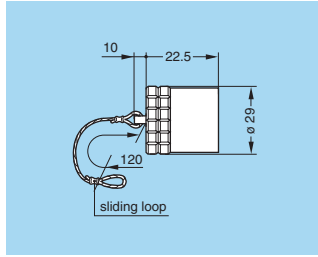
AZF Adapter, consisting of a LEMO plug with round flange, screw fixing and a triax SMZ socket

Part Number	Weight (g)
AZF.4E.675.CTA	224

Note: all dimensions are in millimetres.



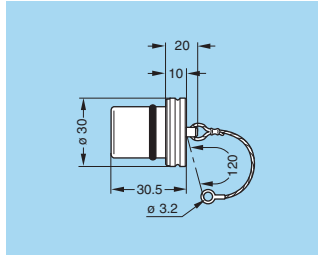
Accessories



BFA Plug cap

Part Number	Weight (g)
BFA.4E.100.NAS	37

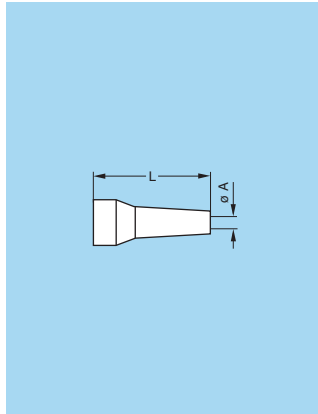
Note:
 Body material: Nickel-plated brass (Ni 3µm)
 Lanyard material: Stainless steel
 Watertightness: IP68 according to IEC 60529



BRE Blanking caps for fixed and free sockets

Part Number	Weight (g)
BRE.4K.200.NAS	51

Note:
 Body material: Nickel-plated brass (Ni 3µm)
 Lanyard material: Stainless steel
 Watertightness: IP68 according to IEC 60529



GMA Bend relief for FFA, PCA and PSA models with nut for fitting a bend relief

Part Number	Dimensions (mm)			
	Bend relief		Cable ø	
	A	L	max.	min.
GMA.4B.080.DG	8.0	60	9.0	8.0
GMA.4B.010.DG	10.0	60	10.9	10.0
GMA.4B.011.DG	11.0	60	11.9	11.0
GMA.4B.012.DG	12.0	60	13.0	12.0
GMA.4B.013.DG	13.5	60	14.5	13.5

Ref.	Colour
A	blue
B	white
G	grey

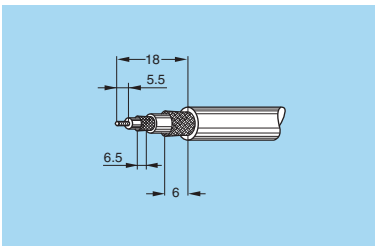
Ref.	Colour
J	yellow
M	brown
N	black

Ref.	Colour
R	red
S	orange
V	green

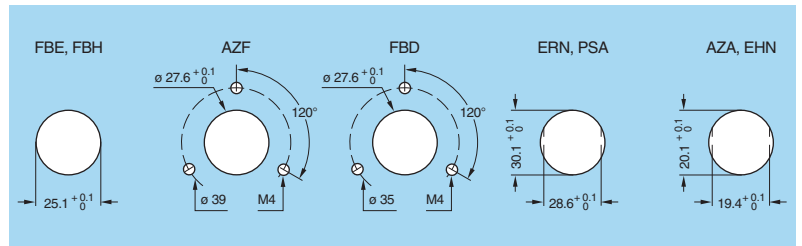
Note:
 Material: Polyurethane elastomer
 Temperature range in dry atmosphere: -40°C +80°C

Note: The last letter «G» of the part number indicates the colour grey of the bend relief. For others colour, refer to the above table and replace letter «G» by the letter of the colour required.

Cable stripping lengths



Panel cut-outs



Note: all dimensions are in millimetres.

LEMO HEADQUARTERS

SWITZERLAND
 LEMO SA
 Chemin des Champs-Courbes 28 - P.O. Box 194 - CH-1024 Ecublens
 Tél. (+41 21) 695 16 00 - Fax (+41 21) 695 16 02 - e-mail: info@lemo.com

www.lemo.com